

ALHOSN UAE APP

All AGU Faculty, Staff and Students should have the ALHOSN UAE APP installed on their mobile phones.

Put your health in your hands with 3 easy steps:

- 1- Download the ALHOSN UAE APP (App Store or Google Play)
- 2- Authenticate with your Emirates ID and phone number.
- 3- Turn on Bluetooth and push notifications on your smartphone.
- 4- You will receive the test result and the date of the test in the app which will indicate the status of your health.
- 5- You may be asked to present the negative results of COVID-19 on the ALHOSN UAE APP before entering the AlGhurair University.

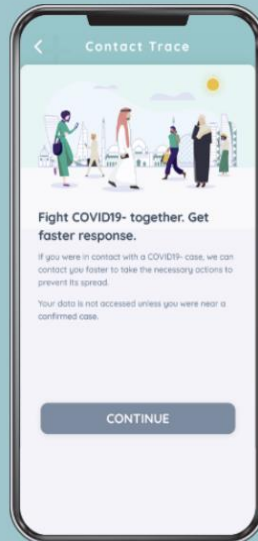
The following screen shots of ALHOSN UAE APP shows how to get the results and Health Coding system.

The screenshot displays the ALHOSN UAE APP interface. At the top, it says "ALHOSN UAE APP" and has a language toggle set to "Ar". The main content is a smartphone screen showing a "Test result" page. The page features a circular profile picture of a man, the name "Hammad Salem Nasr", and the Emirates ID number "794-1254-1294567-1". Below this, it shows the date "22 March 2020" and the result "negative". A QR code is displayed at the bottom of the screen, with the text "QR will be updated in 05:46" underneath. To the left of the phone, there are instructions to download the app from the Apple App Store or Google Play Store, along with the respective logos. To the right, a teal button labeled "GET RESULTS" is shown, with text below it stating "Receive your test results directly on your phone". Further down, the text "COLLECTIVE CONTACT TRACING" is visible.

ALHOSN UAE APP

Ar

Download the app from the Apple App Store or Google Play Store



GET RESULTS

COLLECTIVE CONTACT TRACING

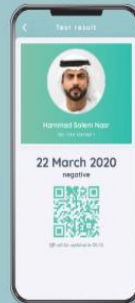
The app can trace people who come in close proximity to confirmed COVID-19 cases using Bluetooth technology so Health Authorities can quickly contact people at risk and they can be retested.

The ALHOSN health coding system involves the generation of a unique personal QR code and a color-coding system that determines the status of your health. The colors represent the following:



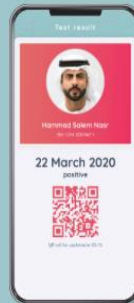
GREY

Indicates you have not been tested



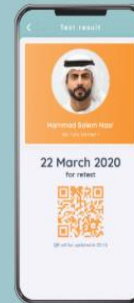
GREEN

Indicates you have been tested and you are healthy, this grants you access to public places



RED

Indicates your most recent test has shown that you are infected and must seek the advice of the health care authority



AMBER

Indicates that you need to be tested or retested due to possible exposure to COVID-19